



1



1



1



1



2



2



2



2



3



3



3



3



4



4



4



4



5



5



5



5



6



6



6



6



7



7



7



7



8



8



8



8



9



9



9



9



10























10



10



10

Directions

Math Game

- Print out one copy of pages 1-3 and cut out the cards. (for a large group, you could print out two copies).
- Place the number cards in one pile and shuffle
- Place the add/subtract/multiply cards in a second stack
- Have children pick two cards from the number pile, and one from the math symbol card pile. Have the children take the cards and create a math problem and find the answer. Have the children keep track of all the answers to their math problems and have them add them together for points. After they are done, they can return the cards to a discard pile.
- The first one to a set # of points OR the one with the most points within a time frame is the winner.
- Tips: If your students/child is only working on one math concept or two/three concepts you can print out extra symbol cards and make the symbol pile whatever symbols you want to target.
- For speech pathologists: To use this game in therapy (I have used a similar game and the kids LOVED it!) there are a couple ways to use it. You can have your students practice their goals and then pick their cards OR you can have them pick their cards, do their math problem, and then have them say the number of target words in their answer (i.e. they make the math problem $4+5=9$ and they say 9 words with their target sound).
- I have supplied you with extra "blank" cards so that you can make the game even more custom. be creative! Use bigger numbers, add a "divide" option, Add cards like "broken heart" that when picked erases the players WHOLE score! If you are an SLP you could print them out and write target words on them! Have fun!